

Pull Out and Keep Me

Waste and Recycling Special

Here you can find advice, tips and information on recycling and MBC Waste Services.

Improving our environment is down to all of us.

Your actions matter... currently the recycling rate for Maidstone is 52%, we need your help to increase this!

Reduce, Reuse, Recycle



recycling@maidstone.gov.uk

Most residents follow the 5 steps to get their recycling right



1

Food Waste - Use the separate weekly food collection service



2

Recycling - Stick to the dry material recycling list

Paper & cardboard, glass bottles & jars, metal food & drinks cans, foil, plastic bottles, tubs, pots & trays.



3

Recycling - Make sure all bottles, cans and containers are empty



4

Contamination - No plastic bags or nappies in your recycling



5

Garden Waste & Compost - Use a separate garden bin or home compost your garden waste

We are here to help, any questions about household waste/recycling services in Maidstone, please contact us using:

 recycling@maidstone.gov.uk

If you are unsure about recycling an item, please check with us beforehand.



Please return your bin to your property, as soon as possible after emptying. Missed collections must be reported within 48 hours of day of collection.



1

Food Waste

Some food waste is unavoidable, so if you have any, it can be presented **every week** in your 23L caddy.

Line your kitchen caddy with compostable bags (available from all household retailers), kitchen roll or newspaper.

Please don't use plastic bags as they can't be composted.

www.lovefoodhatewaste.com



What goes in my food waste bin?

✓ Yes Please	✗ No Thanks
All dairy products except liquids	Liquids including milk & cooking oil
Meat & fish - raw & cooked including bones	Plastic bags
Eggs (including shells)	Compostable cups and plates
Fruit and vegetables - raw & cooked	Packaging of any sort
Bread, cakes and pastries	
Rice, pasta and beans	
Tea bags and coffee grounds	
Takeaway leftovers	
Uneaten food from your plates & dishes	

Where do we take your food waste?

We take all food waste to the Anaerobic Digester (AD) plant at Blaize Farm processing facility, on the A228, near Kings Hill. Around 5,000 tonnes of food waste is collected from Maidstone households every year.

Anaerobic Digestion is the process of breaking down food without the use of oxygen. The AD plant generates biogas which is fed to the national grid and also powers the plant itself. The gas and electricity produced from the food waste is enough to power 3,600 homes and produce farm fertiliser, which is used on local farms.

How to reduce your food waste

Throwing away uneaten food costs the average UK family over £750 a year. There is also a huge environmental impact caused by food going to waste. To combat the climate emergency and help protect our environment, we all need to reduce the food we waste.

Our top tips to reduce food waste and save you money:

1. Check your fridge temperature - the ideal fridge temperature is between 1-4°C.
2. Use a shopping list - write a weekly meal plan and only buy what you need.
Make sure you check your cupboards, fridge and freezer before going shopping!
3. Use your freezer - freezing food can extend its lifespan and stop it going to waste.
4. Measure your food portions - only make what you need!
5. Get to know your labels - 'use by' relates to food safety, whereas 'best before' relates to quality. You can eat food after its best before date if you think it's still fresh, but you shouldn't eat food after its use by date.



2&3 What goes in ... my green recycling bin?

Your green wheelie bin is for recycling and is collected fortnightly. Items that you can and can't put in your recycling bin are listed below.

If you are unsure please ask us by emailing: recycling@maidstone.gov.uk

All recycling must be loose in the recycling bin, no plastic bags at all.

GLASS ✓

- Glass bottles
- Glass jars



RECYCLE SMART

Empty all bottles and containers before putting them in your recycling bin.

REMEMBER put the lids back on, then they get recycled too!



METAL & FOIL ✓

- Drinks cans
- Sweet & biscuit tins
- Metal bottle tops & jar lids
- Kitchen foil & foil trays
- Empty aerosol cans
- Tins



RECYCLE SMART

Squash empty drinks & food cans to save space in your recycling bin. Put lids back in the tin.

FACT Steel or aluminium cans, can be recycled and re-used within six weeks!

Keep recycling loose. Quickly rinse food containers in washing up water and put materials loose in your recycling bin. Place any extra recycling in an open cardboard box next to your green recycling bin.

2&3 What goes in ... my green recycling bin?



PLASTIC ✓

Plastic bottles
Yogurt pots & plastic tubs
Plastic meat trays
Fruit & vegetable punnets



RECYCLE SMART

Remember, we can recycle all those plastic bottles used in the bathroom e.g. shower gel, bleach, shampoo bottles, but squash them first to save space in your recycling bin

REMEMBER lids on, then they get recycled too!



PAPER & CARD ✓

Newspaper & magazines
Leaflets & envelopes
Junk mail
(including window envelopes)
Cardboard packaging
Flattened cardboard
Glitter-free wrapping paper & greetings cards



RECYCLE SMART

Squash cardboard boxes to save space in your bin.

Shredded paper?

NO PROBLEM - put it in to an envelope or cardboard box



Please **DO NOT** put the following items in your green recycling bin:

Nappies, food waste, plastic sacks, cling film, plastic film, crisp packets, food & drink cartons, pet food pouches, bread bags, carrier bags, polystyrene, textiles, shoes, clothes, electrical items and batteries.



4

Contamination

in recycling!

What's that then?

Contamination is the wrong material in the wrong bin, this can result in your recycling being rejected.

Every rejected load wastes 20 tonnes of recycling, damages the environment, causes more CO₂ emissions and costs you, the taxpayer, roughly £2,500.

The BIG issues

Items that **must NOT** go in your green recycling bin.

Disposable Nappies

These are **NOT** recyclable. Place them in a bag and dispose securely **in your black bin**.



Black Bags of Waste

These are not recyclable. Place them **INSIDE** your black bin.



Food Waste and Dirty Packaging

Must not go in your recycling bin. Use the separate food waste collection service and put dirty packaging in your black bin.




Use your Black Bin for all these items

Nappies, plastic sacks, carrier bags, cling film, polystyrene any plastic coverings, crisp packets, pet food pouches, food and drink cartons and dirty or soiled containers/packaging.

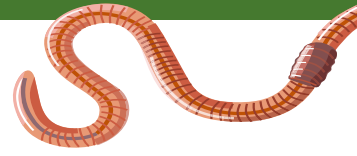




5



Garden Waste



Dispose of your garden waste the easy way with our fortnightly garden waste collection service.



Sign up for our fortnightly garden waste collection service by visiting: www.maidstone.gov.uk. We collect over 11,500 tonnes of garden waste every year. All garden waste is taken to Blaize Farm on the A228 for composting. Once treated, the material is used as a soil improver on local fields.



Composting

The best way to dispose of garden waste is to compost it at home as this ensures the goodness goes straight back into your own garden. All you need for a successful compost heap is waste, air and water! If you are good with DIY, compost bins can be made by re-purposing pallets and other spare materials, or you can buy a bin from local DIY stores. Try to pick a shady spot for your bin to keep things moist, and water any dry ingredients you may be adding. You can put the following items in your compost:

- Grass cuttings and dead leaves
- Fruit and vegetable scraps and peel
- Plain cardboard (not the glossy cereal box kind)
- Old cut flowers and bedding plants
- Prunings and dead plants
- Coffee grounds
- Tea bags
(check your tea bags don't contain plastic first)
- Pet droppings from any healthy veg-eating pets, including gerbils, rabbits, hamsters and birds, along with any bedding made from natural material or newspaper



- Eggshells - these help to keep the heap from smelling
- Newspapers - shredded paper can help to soak up excess moisture in a heap

Ensure you have a good mix of items. If you have large amounts of compostable items to dispose of, such as hedge trimmings or bags of cut grass, it is worth using your garden waste bin (if you have one).

It is important to mix the contents of the heap every now and again to aerate it - wait at least three months to turn the heap with a gardening fork. If you don't have the space to make your own compost heap, remember to use your food caddy for all leftover food items and garden bin for all plant cuttings.



Recycling specialist items

Many items and types of materials can be recycled but need specialist handling or reprocessing so they must not go in your green recycling bin. There are other options to **re-use and recycle** these items.

Your local Household Waste Recycling Centres (HWRC) can accept and recycle a wide range of household materials.

KCC Household Waste Recycling Centres

Maidstone's sites are in Tovil and Allington, provided for the recycling and disposal of domestic waste. They are not allowed to accept trade waste and charges apply for soil, rubble, plasterboard and tyres.

Visits must be booked in advance by visiting: www.kent.gov.uk/hwrcbook or calling: **03000 417373**.

HWRC staff are on hand to ensure materials are put in the right container for recycling.

TOP TIPS - presort materials before driving to site, be safe, wear gloves and sturdy footwear.

OTHER OPTIONS

Donate

From books to beds, footwear to fridges - declutter and donate your items to a local charity of your choice.

Swap

Swap your pre-loved items with friends, family and neighbours, and reduce your need to buy new things.

Sell or Giveaway

Advertise your pre-loved items using online sites like eBay, Gumtree, Freecycle, Facebook Marketplace, Depop and Vinted.

Upcycle & Repair

Try repairing pre-loved items yourself or get creative and upcycle items into something new if they can no longer be used for their original purpose.

Your HWRCs

Allington HWRC

Laverstoke Road, Allington
Maidstone, ME16 0LE

























Tovil HWRC

Burial Ground Lane, Tovil
Maidstone, ME15 6RJ

Opening hours

Monday to Saturday 8am to 4.30pm
Sunday/ Bank Holidays 9am to 4pm

Accepted at these sites:

	batteries		bulky waste		car batteries		cardboard
	cooking oil		fluorescent tubes		asbestos		fridges & freezers
	garden waste		gas bottles		household & garden chemicals		mixed paper & card
	mixed glass bottles & jars		mobile phones		paint		printer cartridges
	household waste		small appliances		scrap metal		textiles & shoes
	spectacles		tv's & monitors		used engine oil		clean wood

DID YOU KNOW? We offer a chargeable Bulky Waste Collection service for residents. To find out more and book please visit: www.maidstone.gov.uk.

Visit: www.recyclenow.com to find your local supermarket soft plastic recycling point.

Soft Plastic Recycling

We are often asked how to dispose of soft plastics. Unfortunately, we can't collect these in your recycling collections, but many supermarkets now offer a soft plastics recycling scheme. Sainsbury's, Tesco, Co-op and Morrison's are some of the supermarkets that offer soft plastic recycling, but only at selected stores. Examples of accepted soft plastics include plastic carrier bags, bread bags, crisp packets, chocolate & sweet wrappers, pasta & rice bags, plastic film lids and pet food pouches.